

Datasheet

LED engine specification

Product type:
LF-24-660-24.2X16-TC

Description:
**LuxaLight Industrial LED Fixture Transparent cover Deep Red 660nm
24.2x16mm
(24 Volt, 2835, IP64)**



Date:
11-12-2023

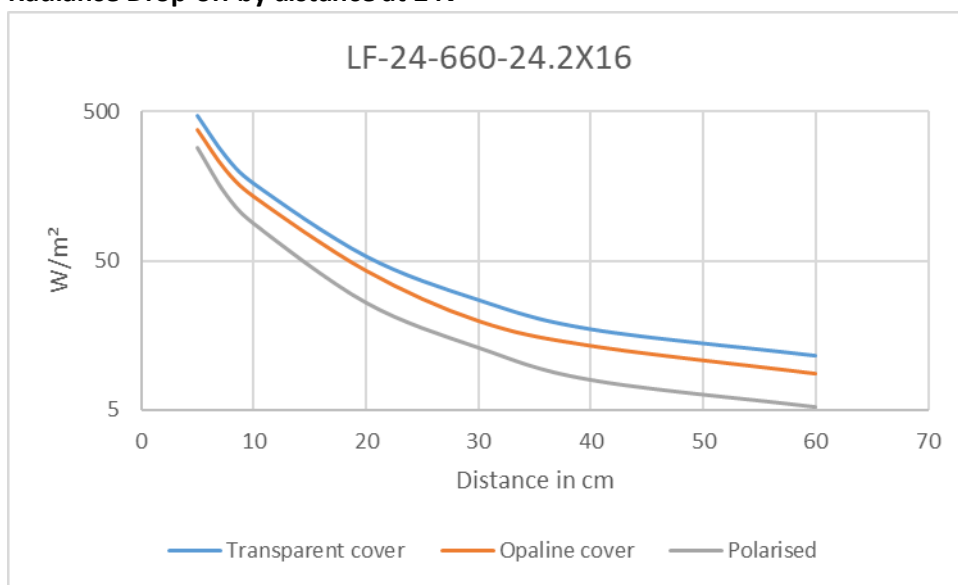
Page 1 of 6

Technical Specifications					
LF-24-660-24.2x16-TC		Transparant Cover TC			
General	LED Type	2835 SMD			
	LED Quantity	108 LEDs / Engine			
	Dimensions	220mm - 3000mm * 24,2mm * 16mm (B x L x H)			
	Weight	Variable, depending on length			
	Infosheet	Luxalight Industrial LED Fixtures infopage			
Environment	Working Temperature	-5°C ~ +60°C			
	Storing Temperature	-5°C ~ +60°C			
	IP Grade	IP64			
	Mechanical Protection	PMMA Transparant cover			
	Moulding Resin	N.A.			
	Housing material	Anodized aluminium			
Electronic	Working Voltage	DC24V			
	Working Current	1,25 A / Engine			
	Working Wattage	30 W / Engine			
	LED Engine type	LuxaLight LED Engine Deep Red 660nm 2835 IP64			
	Driving Method	Constant Voltage			
	Cable type	PUR Cable 4x 0.5mm² Gray LuxaLight			
	NTC Resistance	5KOhm			
	NTC Beta	3950			
Lighting	Voltage at measurement	24VDC	29VDC	34VDC	
	Current at measurement	1,25A	1,9A	2,65A	
	Wattage at measurement	30W	55,1W	90,1W	
	Engine Wavelength (nm)	660nm Red			
	Peak Measured Wavelength (5cm)	660nm	660nm	660nm	
	Peak Measured Radiance per distance (cm) (1 LED Engine)	5	27 W/m²	34,5 W/m²	42 W/m²
		7,5	12,6 W/m²	16,1 W/m²	19,6 W/m²
		10	8,3 W/m²	10,6 W/m²	12,9 W/m²
		20	2,5 W/m²	3,2 W/m²	3,9 W/m²
		30	1,3 W/m²	1,7 W/m²	2,1 W/m²
		40	0,8 W/m²	1 W/m²	1,2 W/m²
		60	0,5 W/m²	0,6 W/m²	0,7 W/m²
	Total Radiance per distance 230nm - 1000nm (cm) (1 LED Engine)	5	594 W/m²	776 W/m²	996 W/m²
		7,5	277,8 W/m²	363 W/m²	466 W/m²
		10	196,7 W/m²	257 W/m²	330 W/m²
		20	59 W/m²	77 W/m²	99 W/m²
		30	29,9 W/m²	39 W/m²	50 W/m²
		40	18 W/m²	23,5 W/m²	30 W/m²
	Total Lux per distance (CIE1931 2°) (1 LED Engine)	5	38,5 klx	51,1 klx	61,4 klx
		7,5	18 klx	23,9 klx	28,7 klx
		10	12,3 klx	16,3 klx	19,6 klx
		20	3,7 klx	4,9 klx	5,9 klx
		30	1,9 klx	2,5 klx	3 klx
		40	1,2 klx	1,6 klx	1,9 klx
	Total PPF (400nm - 700nm) (1 LED Engine)	5	3208 µmol/m²	4241 µmol/m²	5419 µmol/m²
		7,5	1500 µmol/m²	1983 µmol/m²	2534 µmol/m²
		10	1010 µmol/m²	1335 µmol/m²	1706 µmol/m²
20		305 µmol/m²	403 µmol/m²	515 µmol/m²	
30		154 µmol/m²	203 µmol/m²	259 µmol/m²	
40		92 µmol/m²	121 µmol/m²	154 µmol/m²	
60	62 µmol/m²	82 µmol/m²	104 µmol/m²		
Output Reduction Approx. Due to cover	0% - 5%				
Viewing Angle (θ)	120 ±5°				
<i>Keep the LED Fixture within operating temperatures, for more information about heat management, read the 'Luxalight modular LED Fixtures infosheet'.</i>					

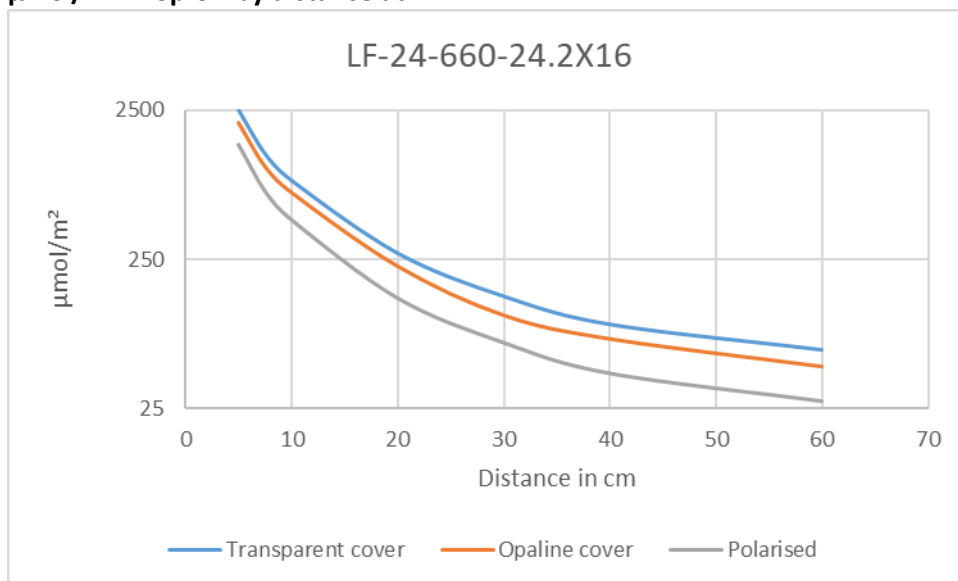
Additional Benefits of LuxaLight Industrial LED Fixture	
Benefits of LED Fixture	Multiple wavelengths in one housing
	No optics required due to high output
	Applicable in Humid environments (PU Version)
	Custom cable output and/or connector
	Wide range of mounting options
	In-house expertise to personally advice on LED fixture customization
	*By using the pulse mode in combination with real-time monitoring extremely high output
	*Different wavelengths in one fixture that can be controlled/pulsed separately

**In combination with the MaNima Pollux Industry*

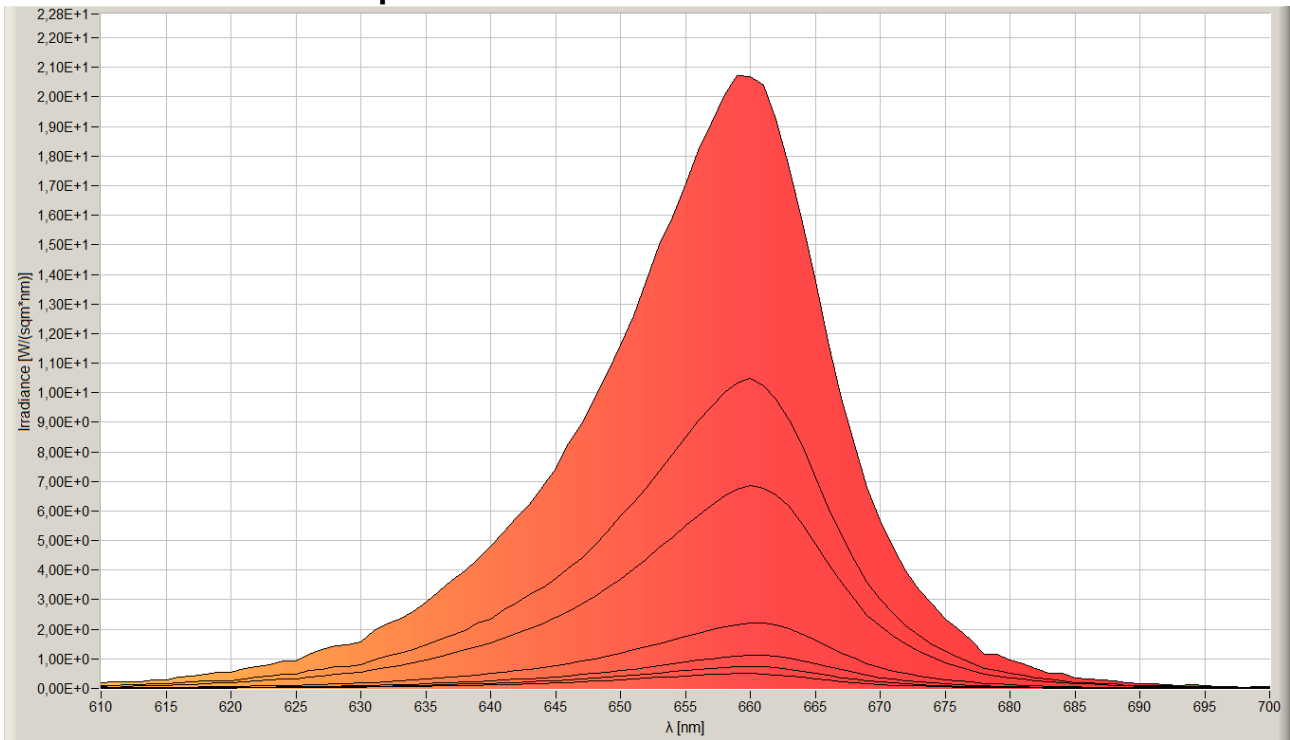
Radiance Drop-off by distance at 24V



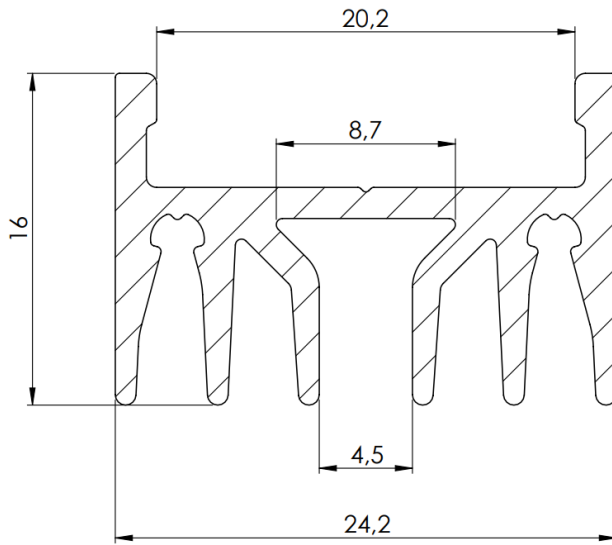
µmol/m² Drop-off by distance at 24V



Measurement with Transparent cover at 24V:



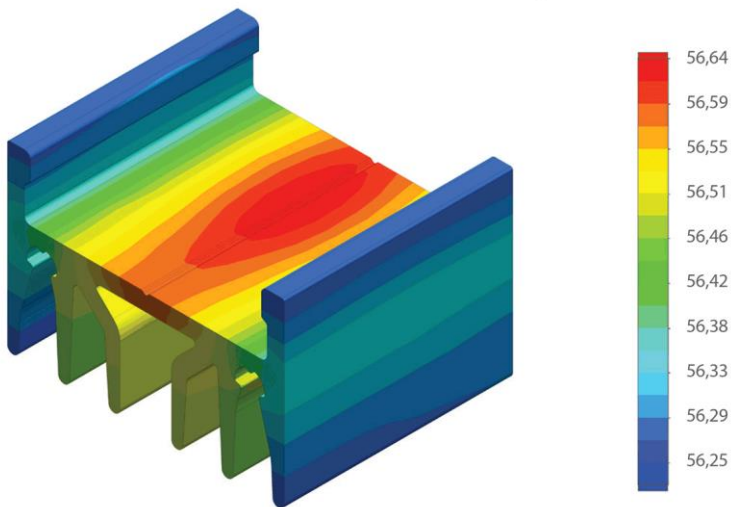
Dimensions



Temperature distribution

Temperature (Solid) [°C]

Temperature ambient: 25°C
Total power: 36 W/m



Certificate of Conformity:

EC Council Directive 2004/108/EC
Electromagnetic Compatibility

Complies to the standards:

- NEN-EN-IEC 61000-3-2:2019/A1:2021
- NEN-EN-IEC 61000-3-3:2013+A1:2017+A2:2021
- NEN-EN-IEC 61547:2009

While LuxaLight has made every reasonable effort to ensure the accuracy of the information in this brochure, LuxaLight does not guarantee that it is error-free, nor does LuxaLight make any other representation, warranty or guarantee that the information is accurate, correct, reliable or current. LuxaLight reserves the right to make any adjustments to the information contained herein at any time without notice. LuxaLight expressly disclaims all implied warranties regarding the information contained herein, including, but not limited to, any implied warranties of merchantability or fitness for a particular purpose. The dimensions in this catalogue are for reference purposes only and are subject to change without notice. Specifications are subject to change without notice. Consult LuxaLight for the latest dimensions and design specifications.