

## Datasheet

LED engine specification

Product type:  
**LF-24-395-24.2x16-OC**

Description:  
**LuxaLight Industrial LED Fixture Opaline cover UV-A 395nm 24.2x16mm  
(24 Volt, 2835, IP64)**



Date:  
21-11-2023

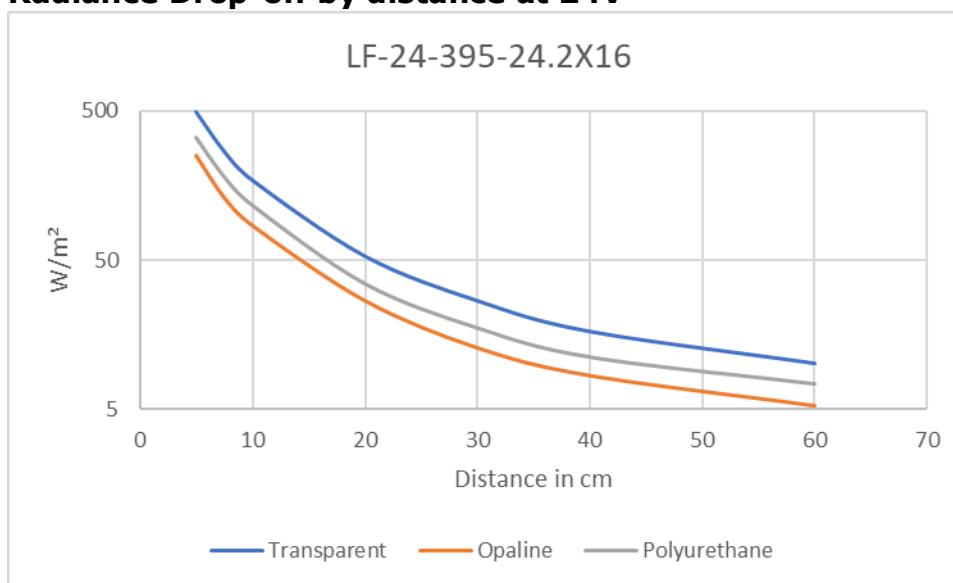
Page 1 of 6

Technical Specifications					
LF-24-395-24.2x16-OC		Opaline cover OC			
General	LED Type	2835 SMD			
	LED Quantity	108 LEDs / Engine			
	Dimensions	220mm - 3000mm * 24,2mm * 16mm (L * B * H)			
	Weight	Variable, depending on moulding and length			
	Infosheet	<a href="#">LuxaLight Industrial LED Fixtures infopage</a>			
Environment	Working Temperature	-5°C ~ +60°C			
	Storing Temperature	-5°C ~ +60°C			
	IP Grade	IP64			
	Mechanical Protection	PMMA Cover			
	Moulding Resin	N.A.			
	Housing material	Anodized aluminium			
Electronic	Working Voltage	DC24V			
	Working Current	1,25 A / Engine			
	Working Wattage	30 W / Engine			
	LED Engine type	<a href="#">LuxaLight LED Engine UV-A 395nm 24V 2835 IP64</a>			
	Driving Method	Constant Voltage			
	Cable type	<a href="#">PUR Cable 4x 0.5mm<sup>2</sup> Gray   LuxaLight</a>			
	NTC Resistance	5KOhm			
	NTC Beta	3950			
Lighting	Voltage at measurement	21,8VDC	24VDC	27,7VDC	
	Current at measurement	0,47 A	1,25 A	2,25 A	
	Wattage at measurement	10,2 W	30 W	62,3 W	
	Engine Wavelength (nm)	395nm UV-A			
	Peak Measured Wavelength (5cm)	397nm			
	Peak Measured Radiance per distance (cm) (1 LED Engine)	5	4 W/m <sup>2</sup>	8,6 W/m <sup>2</sup>	18 W/m <sup>2</sup>
		7,5	1,8 W/m <sup>2</sup>	4,6 W/m <sup>2</sup>	9,6 W/m <sup>2</sup>
		10	1,2 W/m <sup>2</sup>	3 W/m <sup>2</sup>	6,2 W/m <sup>2</sup>
		20	0,37 W/m <sup>2</sup>	0,95 W/m <sup>2</sup>	1,9 W/m <sup>2</sup>
		30	0,15 W/m <sup>2</sup>	0,45 W/m <sup>2</sup>	0,8 W/m <sup>2</sup>
		40	0,1 W/m <sup>2</sup>	0,27 W/m <sup>2</sup>	0,48 W/m <sup>2</sup>
		60	0,05 W/m <sup>2</sup>	0,16 W/m <sup>2</sup>	0,27 W/m <sup>2</sup>
	Total Radiance per distance 230nm - 1000nm (cm) (1 LED Engine)	5	132 W/m <sup>2</sup>	251 W/m <sup>2</sup>	504 W/m <sup>2</sup>
		7,5	58,7 W/m <sup>2</sup>	131 W/m <sup>2</sup>	263 W/m <sup>2</sup>
		10	39 W/m <sup>2</sup>	85,2 W/m <sup>2</sup>	171 W/m <sup>2</sup>
		20	11,6 W/m <sup>2</sup>	26,7 W/m <sup>2</sup>	50,6 W/m <sup>2</sup>
30		5,1 W/m <sup>2</sup>	12,9 W/m <sup>2</sup>	22,9 W/m <sup>2</sup>	
40		3,3 W/m <sup>2</sup>	8,4 W/m <sup>2</sup>	14,5 W/m <sup>2</sup>	
60		2 W/m <sup>2</sup>	5,3 W/m <sup>2</sup>	8,6 W/m <sup>2</sup>	
Output Reduction Approx. Due to cover	50% - 55%				
Viewing Angle (θ)	120 ±5°				
<i>Keep the LED Fixture within operating temperatures, for more information about heat management, read the 'Luxalight modular LED Fixtures infosheet'.</i>					

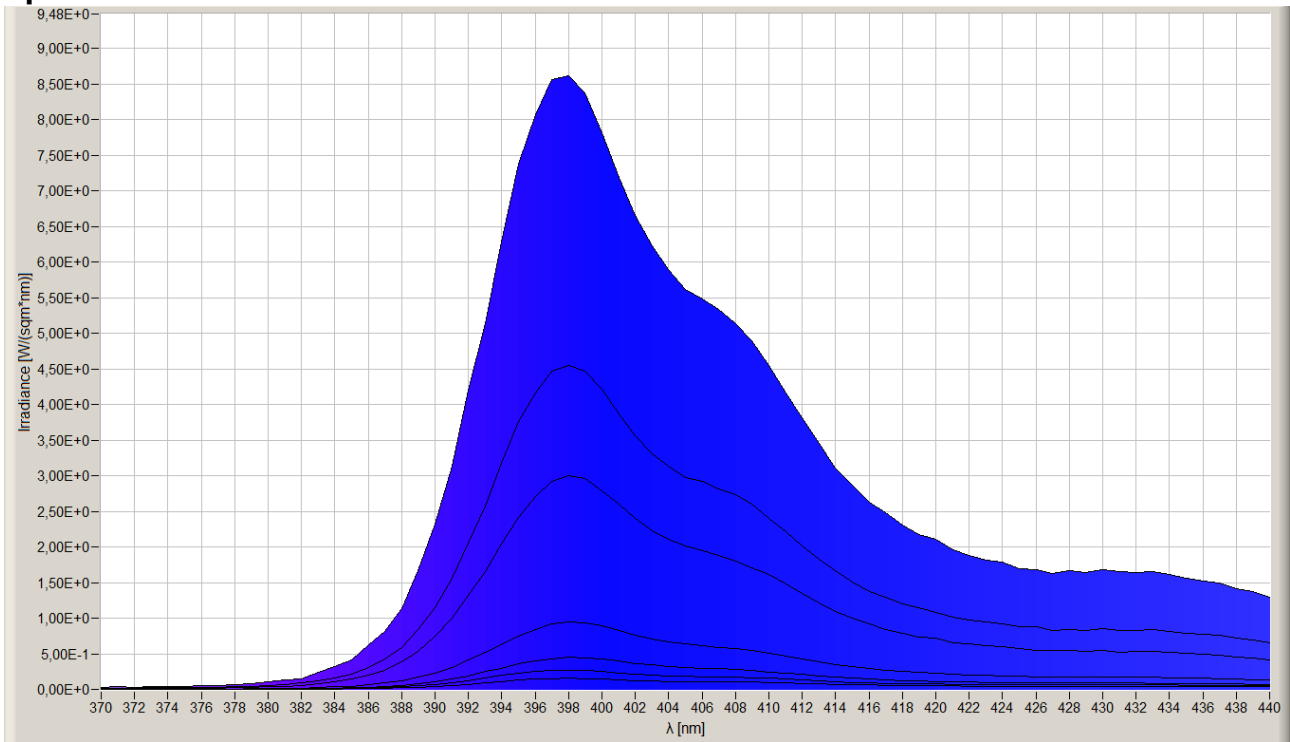
Additional Benefits of LuxaLight Industrial LED Fixture	
Benefits of LED Fixture	Multiple wavelengths in one housing
	No optics required due to high output
	Applicable in Humid environments (PU Version)
	Custom cable output and/or connector
	Wide range of mounting options
	In-house expertise to personally advice on LED fixture customization
	*By using the pulse mode in combination with real-time monitoring extremely high output
	*Different wavelengths in one fixture that can be controlled/pulsed separately

*\*In combination with the MaNima Pollux Industry*

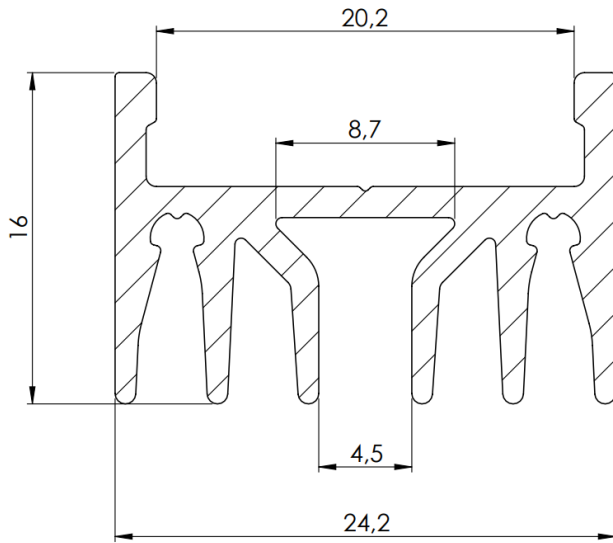
## Radiance Drop-off by distance at 24V



## Opaline cover at 24V



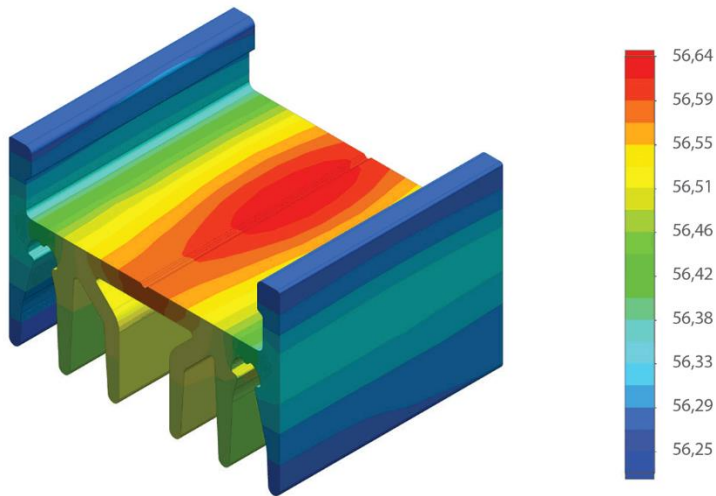
## Dimensions



## Temperature Distribution

Temperature (Solid) [°C]

Temperature ambient: 25°C  
 Total power: 36 W/m



**Certificate of Conformity:**

EC Council Directive 2004/108/EC  
Electromagnetic Compatibility

**Complies to the standards:**

- NEN-EN-IEC 61000-3-2:2019/A1:2021
- NEN-EN-IEC 61000-3-3:2013+A1:2017+A2:2021
- NEN-EN-IEC 61547:2009

While LuxaLight has made every reasonable effort to ensure the accuracy of the information in this brochure, LuxaLight does not guarantee that it is error-free, nor does LuxaLight make any other representation, warranty or guarantee that the information is accurate, correct, reliable or current. LuxaLight reserves the right to make any adjustments to the information contained herein at any time without notice. LuxaLight expressly disclaims all implied warranties regarding the information contained herein, including, but not limited to, any implied warranties of merchantability or fitness for a particular purpose. The dimensions in this catalogue are for reference purposes only and are subject to change without notice. Specifications are subject to change without notice. Consult LuxaLight for the latest dimensions and design specifications.